



6.5.4 Links

Sr. No.	Particulars	Link
1.	Link to the minutes of the meeting of IQAC	https://agteacherscollege.ac.in/iqac/
2.	Link to Annual Quality Assurance Reports (AQAR) of IQAC	https://agteacherscollege.ac.in/aqar/



The Executive Committee of the **Knowledge Consortium of Gujarat,**
Department of Education, Government of Gujarat on the
recommendation of the duly appointed agency, the Indian Centre for Academic
Rankings and Excellence (**ICARE**) has rated

A G Teachers College



as a **4 Star** Institution with a CGPA of **3.5 out of 5** in the category of
'**COLLEGE**' on the basis of comprehensive performance metrics as set out in the
Gujarat State Institutional Ratings Framework (GSIRF)
on the 22nd June 2021.

PARAMETER	STAR RATINGS
TEACHING, LEARNING & RESOURCES	★★★★★
RESEARCH AND PROFESSIONAL PRACTICE	NA
GRADUATION OUTCOMES	★★★★
OUTREACH AND INCLUSIVITY	★★★★

BY ORDER

Anju Sharma IAS
Principal Secretary
Education
Government of Gujarat

Shri M Nagarajan IAS
CEO
Knowledge Consortium of Gujarat
Government of Gujarat

Prof A U Patel
Advisor
Knowledge Consortium of Gujarat
Government of Gujarat

Dr Karthick Sridhar
Vice Chairman
ICARE

VALID UPTO 30th MAY 2022



GSIRF 2022

COLLEGES

Stars	Number of Institutions
5	7
4	23
3	55
2	36


Note: Institutions are Listed Alphabetically

5 Star Institutions

Sl. No.	Name of Institution	Stars
1	INSTITUTE OF SCIENCE & TECHNOLOGY FOR ADVANCED STUDIES & RESEARCH (ISTAR)	5
2	L. J. INSTITUTE OF COMPUTER APPLICATIONS	5
3	P. T. SARVAJANIK COLLEGE OF SCIENCE	5
4	SCHOOL OF SOCIAL SCIENCE, NAVRACHANA UNIVERSITY	5
5	SHREE MANIBHAI VIRANI AND SMT NAVALBEN VIRANI SCIENCE COLLEGE	5
6	SMT. CHANDABEN MOHANBHAI PATEL INSTITUTE OF COMPUTER APPLICATIONS (CMPICA)	5
7	ST. XAVIER'S COLLEGE	5

4 Star Institutions


Sl. No.	Name of Institution	Stars
1	A.G. TEACHERS COLLEGE	4
2	ASHOK AND RITA PATEL INSTITUTE OF INTEGRATED STUDY AND RESEARCH IN BIOTECHNOLOGY AND ALLIED SCIENCES (ARIBAS)	4
3	B.K.M SCIENCE COLLEGE VALSAD	4
4	BHAUDDIN SCIENCE COLLEGE, JUNAGADH	4
5	C P PATEL & F H SHAH COMMERCE COLLEGE, ANAND	4
6	COLLEGE OF EDUCATION KHAROD	4
7	GOVERNMENT MCA COLLEGE, MANINAGAR(EAST)	4
8	H M PATEL INSTITUTE OF ENGLISH TRAINING AND RESEARCH	4
9	JG COLLEGE OF COMPUTER APPLICATION	4


 Prof. A. U. Patel
 Advisor, KCG
 Former Vice Chancellor of Gujarat University
 21-10-22

10	L. J. COLLEGE OF COMPUTER APPLICATIONS	4
11	M. G. SCIENCE INSTITUTE	4
12	NATUBHAI V. PATEL COLLEGE OF PURE AND APPLIED SCIENCES	4
13	P.D.M.GRADUATE TEACHERS' COLLEGE	4
14	PARUL INSTITUTE OF APPLIED SCIENCES	4
15	PRAMUKH SWAMI SCIENCE AND H.D.PATEL ARTS COLLEGE, KADI	4
16	S.M.PATEL COLLEGE OF HOMESCIENCE	4
17	SARDAR GUNJ MERCANTILE COOPERATIVE BANK LTD (ANAND) ENGLISH MEDIUM COLLEGE OF COMMERCE & MANAGEMENT (SEMCOM)	4
18	SHETH M N C COLLEGE OF EDUCATION	4
19	SHREE RAMKRISHNA INSTITUTE OF COMPUTER EDUCATION & APPLIED SCIENCES	4
20	SHRI U P ARTS, SMT. M G PANCHAL SCIENCE & SHRI V L SHAH COMMERCE COLLEGE, PILVAI	4
21	SMT.R.M.PRAJAPATI ARTS COLLEGE, SATLASANA	4
22	V.S.PATEL COLLEGE OF ARTS & SCIENCE, BILIMORA	4
23	VITTHALBHAI PATEL & RAJRATNA P T PATEL SCIENCE COLLEGE	4

3 Star Institutions


Sl. No.	Name of Institution	Stars
1	B. P. BARIA SCIENCE INSTITUTE	3
2	B.R.C.M. COLLEGE OF BUSINESS ADMINISTRATION	3
3	BAPUBHAI DESAIBHAI PATEL INSTITUTE OF PARAMEDICAL SCIENCES (BDIPS)	3
4	BHAVAN'S SHETH R.A.COLLEGE OF ARTS AND COMMERCE	3
5	BHIKHABHAI JIVABHAI VANIJYA MAHAVIDYALAYA, VALLABH VIDYANAGAR	3
6	COLLEGE OF AGRICULTURAL INFORMATION TECHNOLOGY (CAIT)	3
7	DKV ARTS AND SCIENCE COLLEGE-JAMNAGAR	3
8	GANDHINAGAR INSTITUTE OF TECHNOLOGY	3
9	GOVERNMENT ARTS AND COMMERCE COLLEGE, NETRANG	3
10	GOVERNMENT ARTS AND SCIENCE COLLEGE MORVAHADAF	3
11	GOVERNMENT ARTS COLLEGE SHAHERA	3
12	GOVERNMENT ARTS COLLEGE, MANINAGAR, AHMEDABAD	3
13	GOVERNMENT PHYSIOTHERAPY COLLEGE, AHMADABAD	3
14	GOVERNMENT SCIENCE COLLEGE, GANDHINAGAR	3
15	GOVERNMENT SCIENCE COLLEGE, VADNAGAR	3
16	GUJARAT ART'S AND COMMERCE COLLEGE (EVENING)	3
17	GUJARAT ARTS AND SCIENCE COLLEGE	3
18	GUJARAT COMMERCE COLLEGE, AHMEDABAD	3
19	GURUKUL MAHILA ARTS AND COMMERCE COLLEGE	3
20	H L COLLEGE OF COMMERCE	3
21	IDAR ANJANA PATIDAR H.K.M. ARTS AND P.N. PATEL COMMERCE COLLEGE, IDAR	3


 21-10-22
 Prof. A. U. Patel
 Advisor, KCG
 Former Vice Chancellor of Gujarat University

22	INSTITUTE OF LANGUAGE TEACHING, RAJKOT	3
23	JG COLLEGE OF PERFORMING ARTS	3
24	K K SHAH JARODWALA MANINAGAR SCIENCE COLLEGE	3
25	K. K. PAREKH COMMERCE COLLEGE, AMRELI	3
26	KAMANI SCIENCE COLLEGE AND PRATAPRAI ARTS COLLEGE, AMRELI	3
27	MANIBEN M. P. SHAH MAHILA ARTS COLLEGE, KADI	3
28	MP SHAH ART'S AND SCIENCE COLLEGE SURENDRANAGAR	3
29	NARMADA COLLEGE OF SCIENCE AND COMMERCE ZADESHWAR , BHARUCH (392011)	3
30	NATIONAL INSTITUTE OF MASS COMMUNICATION AND JOURNALISM	3
31	NEW L J COMMERCE COLLEGE	3
32	P. D. PATEL INSTITUTE OF APPLIED SCIENCES	3
33	R.C. COLLEGE OF COMMERCE	3
34	R.R.MEHTA COLLEGE OF SCIENCE AND C.L.PARIKH COLLEGE OF COMMERCE, PALANPUR	3
35	S.D. ARTS & SHAH B.R. COMMERCE COLLEGE, MANSA	3
36	SARDAR PATEL COLLEGE OF ADMINISTRATION AND MANAGEMENT	3
37	SARDAR PATEL INSTITUTE OF APPLIED SCIENCE	3
38	SBB COLLEGE OF PHYSIOTHERAPY	3
39	SDJ INTERNATIONAL COLLEGE, VESU, SURAT	3
40	SHREE JAYENDRAPURI ARTS AND SCIENCE COLLEGE BHARUCH GUJARAT	3
41	SHREE MEGHMANI PARIVAR AND SHREE BHAILALBHAI A. PATEL (DETROJWALA) UMIYA ARTS AND COMMERCE COLLEGE FOR GIRLS	3
42	SHREE RANG NAVCHETAN MAHILA ARTS COLLEGE VALIA DIST BHARUCH	3
43	SHRI B.P.BRAHMBHATT ARTS AND M.H.GURU COMMERCE COLLEGE,UNJHA	3
44	SHRI K. K. SHASTRI GOVERNMENT COMMERCE COLLEGE	3
45	SHRI M.R.DESAI ARTS & E.E.L.K.COMMERCE COLLEGE, CHIKHLI	3
46	SHRI P.H.G.MUNI.ARTS & SCIENCE COLLEGE, KALOL (N.G.)	3
47	SHRI PANAKJ KAPADIA SARVAJANIK COLLEGE OF PERFORMING ARTS	3
48	SHRI R. K. PARIKH ARTS AND SCIENCE COLLEGE	3
49	SHRI VANRAJ ARTS AND COMMERCE COLLEGE, DHARAMPUR	3
50	SIR K. P. COLLEGE OF COMMERCE, SURAT	3
51	SIR P. T. SCIENCE COLLEGE, MODASA	3
52	SMT.R.P. CHAUHAN ARTS & SMT. J.K. SHAH & SHRI K.D. SHAH COMMERCE COLLEGE, VYARA. DIST. TAPI	3
53	SPB ENGLISH MEDIUM COLLEGE OF COMMERCE	3
54	UMA ARTS AND NATHIBA COMMERCE MAHILA COLLEGE	3
55	WAYMADE COLLEGE OF EDUCATION	3

2 Star Institutions

Sl. No.	Name of Institution	Stars
1	BHAKTRAJ DADA KHACHAR ARTS AND COMMERCE COLLEGE	2


 Prof. A. U. Patel 21-10-22
 Advisor, KCG
 Former Vice Chancellor of Gujarat University

2	D.D.THAKAR ARTS AND K.J. PATEL COMMERCE COLLEGE, KHEDBRAHMA	2
3	DHARMENDRASINHJI ARTS COLLEGE, RAJKOT	2
4	DR. V. R. GODHANIYA COLLEGE OF ARTS, COMMERCE, HOME SCIENCE & IT FOR GIRLS, PORBANDAR	2
5	EVENING COMMERCE COLLEGE	2
6	GOVERNMENT ARTS AND COMMERCE COLLEGE KATHLAL	2
7	GOVERNMENT ARTS AND COMMERCE COLLEGE-JADAR	2
8	GOVERNMENT ARTS COLLEGE , RANAVAV	2
9	GOVERNMENT ARTS COLLEGE, JHAGADIA	2
10	GOVERNMENT SCIENCE COLLEGE ZALOD	2
11	H A COLLEGE OF COMMERCE	2
12	JG COLLEGE OF COMMERCE	2
13	JG COLLEGE OF EDUCATION	2
14	JG COLLEGE OF EDUCATION (PG)	2
15	JG INSTITUTE OF BUSINESS ADMINISTRATION	2
16	MAGANLAL THAKORDAS BALMUKUNDDAS ARTS COLLEGE, SURAT	2
17	MAHAMANDLESHWAR SHRI KRISHNANANDJI COLLEGE OF COMMERCE BHARUCH	2
18	MATUSHREE MONGHIBA MAHILA ARTS COLLEGE	2
19	NALINI-ARVIND AND T V PATEL ARTS COLLEGE, VALLABH VIDYANAGAR	2
20	PROF. V.B.SHAH INSTITUTE OF MANAGEMENT; R.V.PATEL COLLEGE OF COMMERCE (E.M.); V.L.SHAH COLLEGE OF COMMERCE (G.M.); SUTEX BANK COLLEGE OF COMPUTER APPLICATION & SCIENCE; AMROLI	2
21	R.R.LALAN COLLEGE BHUJ	2
22	S. B. GARDA COLLEGE (ARTS) & P. K. PATEL COLLEGE OF COMMERCE, NAVSARI	2
23	SAMARPAN ARTS AND COMMERCE COLLEGE	2
24	SHAH N.H.COMMERCE COLLEGE, VALSAD	2
25	SHETH C.N. COLLEGE OF EDUCATION	2
26	SHRI SURAT JILLA SAHAKARI BANK COMMERCE COLLEGE & SHRI SAYAN SAHAKARI KHAND UDHYOG ARTS COLLEGE, OLPAD	2
27	SHRI TRIKAMJIBHAI CHATWANI ARTS & J. V. GOKAL TRUST COMMERCE COLLEGE, RADHANPUR	2
28	SMT. J. J. KUNDALIA GRADUATE TEACHERS' COLLEGE	2
29	SMT.C.D.JHOBALIA ROFEL ARTS AND SMT. I.S.R.ACHCHHARIWALA ROFEL COMMERCE COLLEGE, VAPI	2
30	SMT.N.C.GANDHI AND SMT.B.V.GANDHI MAHILA ARTS AND COMMERCE COLLEGE, BHAVNAGAR	2
31	SMT.S.I.PATEL IPCOWALA COLLEGE OF EDUCATION, PETLAD	2
32	SWAMI SAHAJANAND COLLEGE OF COMMERCE & MANAGEMENT	2
33	THE KNSBL ARTS & COMMERCE COLLEGE KHERALU	2
34	TOLANI COLLEGE OF ARTS & SCIENCE- ADIPUR	2
35	TOLANI COMMERCE COLLEGE ADIPUR	2
36	TOLANI INSTITUTE OF COMMERCE	2



Prof. A. U. Patel 21-10-22
Advisor, KCG
Former Vice Chancellor of Gujarat University



राष्ट्रीय मूल्यांकन एवं प्रत्यायन परिषद

विश्वविद्यालय अनुदान आयोग का स्वायत्त संस्थान

NATIONAL ASSESSMENT AND ACCREDITATION COUNCIL

An Autonomous Institution of the University Grants Commission

Wahidul Hasan

Communication Cum Publication Officer

NAAC/WH/Cert-A&A/2007/115/

February 19, 2007

The Principal


A. G. Teachers College
University Road, Navrangpura
Ahmedabad - 380009
Gujarat

Dear Sir/Madam,

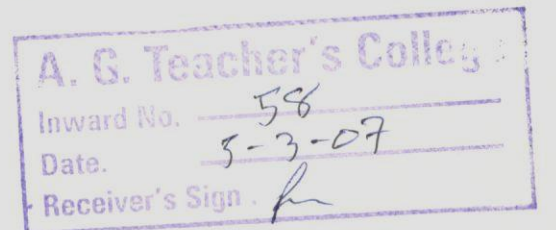
As directed by the Director, NAAC, I am herewith enclosing the Certificate of Accreditation of your Institution. We wish the Institution all success in its efforts to become a lead Quality Institution of Higher Learning.

With warm regards,

Yours sincerely,


(Wahidul Hasan)

Encl.: a/a



पिए ओए बाक्स नं. 1075, नागरभावी, बेंगलूर - 560 072, भारत P.O.Box No. 1075, Nagarbhavi, Bangalore - 560 072, INDIA

दूरभाषा Phone : + 91-80-23210261, 62, 63, 64, 65 Fax : +91-80-23210270

ई-मेल : e-mail: naac@blr.vsnl.net.in / wahidul@hotmail.com वैबसाइट Website : www.naacindia.org



राष्ट्रीय मूल्यांकन एवं प्रत्यायन परिषद

विश्वविद्यालय अनुदान आयोग का स्वायत्त संस्थान

NATIONAL ASSESSMENT AND ACCREDITATION COUNCIL

An Autonomous Institution of the University Grants Commission

Certificate of Accreditation

*The Executive Committee of the
National Assessment and Accreditation Council
on the recommendation of the duly appointed*

Peer Team is pleased to declare the

A. G. Teachers College

Naurangpura, Ahmedabad

affiliated to Gujarat University, Gujarat as

Accredited

at the A Level

Date : February 10, 2007



Director

- This certification is valid for a period of *Five* years with effect from February 10, 2007
- An institutional score (%) in the range of 55-60 denotes C grade, 60-65-C' grade, 65-70-C'' grade, 70-75- B grade, 75-80- B' grade, 80-85-B'' grade, 85-90- A grade, 90-95-A' grade, 95-100-A'' grade (upper limits exclusive)

EC/41/115



राष्ट्रीय मूल्यांकन एवं प्रत्यायन परिषद

विश्वविद्यालय अनुदान आयोग का स्वायत्त संस्थान

NATIONAL ASSESSMENT AND ACCREDITATION COUNCIL

An Autonomous Institution of the University Grants Commission

Quality Profile

Name of the Institution : A. G. Teachers College

Place : Navrangpura, Ahmedabad, Gujarat

Criterion	Weightage (W_i)	Criterion Score (C_i)
I. Curricular Aspects	100	86
II. Teaching-Learning and Evaluation	350	308
III. Research, Consultancy and Extension	100	83
IV. Infrastructure and Learning Resources	150	132
V. Student Support and Progression	100	85
VI. Organization and Management	200	167
Total	$\Sigma W_i = 1000$	$\Sigma C_i = 861$

$$\text{Institutional Score} = \frac{\Sigma C_i}{\Sigma W_i} \times 100 = \frac{861}{1000} \times 100 = 86.10$$

Date : February 10, 2007


Director



राष्ट्रीय मूल्यांकन एवं प्रत्यायन परिषद

विश्वविद्यालय अनुदान आयोग का स्वायत्त संस्थान

NATIONAL ASSESSMENT AND ACCREDITATION COUNCIL

An Autonomous Institution of the University Grants Commission

Wahidul Hasan

Senior Communication cum Publication Officer

NAAC/WH/Cert-A&A/EC (13th SC)/21.2/2016/

19th May, 2016

The Principal
A. G. Teachers College
University Road,
Navrangpura,
Ahmedabad – 380 009
Gujarat

Dear *Sir/Madam*,

Greetings from NAAC!

The Executive Committee of NAAC in its 66th meeting held on 21st February, 2014 has decided that henceforth there will be no “NAAC Accreditation Award Ceremony” and the original certificate of accreditation with the Quality Profile should be prepared and dispatched to accredited institutions.

As directed by the Director, NAAC, I am herewith enclosing the Certificate of Accreditation of your Institution. We wish the Institution all success in its efforts to become a lead Quality Institution of Higher Learning.


Kindly acknowledge the receipt of the certificate.

With warm regards,

Yours sincerely,

(Wahidul Hasan)

Encl.: a/a



राष्ट्रीय मूल्यांकन एवं प्रत्यायन परिषद
विश्वविद्यालय अनुदान आयोग का स्वायत्त संस्थान
NATIONAL ASSESSMENT AND ACCREDITATION COUNCIL
An Autonomous Institution of the University Grants Commission


Certificate of Accreditation

*The Executive Committee of the
National Assessment and Accreditation Council
on the recommendation of the duly appointed
Peer Team is pleased to declare the
A. G. Teachers College
Navrangpura, Ahmedabad, affiliated to Gujarat University, Gujarat as
Accredited
with CGPA of 3.30 on four point scale
at A grade
valid up to March 16, 2021*

Date : March 17, 2016



Dr. Singh
Director



राष्ट्रीय मूल्यांकन एवं प्रत्यायन परिषद

विश्वविद्यालय अनुदान आयोग का स्वायत्त संस्थान

NATIONAL ASSESSMENT AND ACCREDITATION COUNCIL

An Autonomous Institution of the University Grants Commission

Quality Profile

Name of the Institution : A. G. Teachers College

Place : Navrangpura, Ahmedabad, Gujarat

Criteria	Weightage (W _i)	Criterion-Wise Grade Point Averages (Cr _i GPA)	W _i X Cr _i GPA
I. Curricular Aspects	050	3.50	175
II. Teaching-Learning and Evaluation	450	3.14	1413
III. Research, Consultancy and Extension	100	3.40	340
IV. Infrastructure and Learning Resources	100	3.20	320
V. Student Support and Progression	100	3.40	340
VI. Governance and Leadership	150	3.53	530
VII. Innovative Practices	050	3.60	180
Total	$\sum_{i=1}^7 W_i = 1000$		$\sum_{i=1}^7 (W_i \times Cr_i \text{ GPA}) = 3298$

$$\text{Institutional CGPA} = \frac{\sum_{i=1}^7 (W_i \times Cr_i \text{ GPA})}{\sum_{i=1}^7 W_i} = \frac{3298}{1000} = \boxed{3.30}$$

Grade = **A**

Descriptor = **VERY GOOD**

Date : March 17, 2016



[Signature]
Director

- This certification is valid for a period of Five years with effect from March 17, 2016
- An institutional CGPA on four point scale in the range of 3.01 - 4.00 denotes A grade (Very Good), 2.01 - 3.00 denotes B grade (Good), 1.51 - 2.00 denotes C grade (Satisfactory)
- Scores rounded off to the nearest integer

A.G.Teachers College,CTE, Navrangpura, Ahmedabad-09

Year:2018-2019

Semester-1

A-01 Childhood and Growing Up

Course Feedback	5	4	3	2	1
1.Course Content was good	51.06	36.17	10.64	0.00	2.13
2.The course created learning value	53.19	31.91	12.77	0.00	2.13
3.Study material were useful	29.79	48.94	12.77	4.26	4.26
4.The course had good balance between theory and application	29.79	46.81	23.40	0.00	0.00

A-02 Education and Contemporary Indian

Course Feedback	5	4	3	2	1
1.Course Content was good	34.21	47.37	23.68	2.63	2.63
2.The course created learning value	44.74	42.11	21.05	0.00	2.63
3.Study material were useful	42.11	39.47	15.79	0.00	13.16
4.The course had good balance between theory and application	23.68	52.63	28.95	2.63	2.63

C-01 Language across the curriculum

Course Feedback	5	4	3	2	1
1.Course Content was good	37.50	47.50	12.50	0.00	2.50
2.The course created learning value	45.00	40.00	12.50	0.00	2.50
3.Study material were useful	32.50	47.50	5.00	7.50	7.50
4.The course had good balance between theory and application	47.50	27.50	15.00	5.00	5.00

EPC-1 Reading and Reflection on Text

Course Feedback	5	4	3	2	1
1.Course Content was good	36.59	43.90	19.51	0.00	0.00
2.The course created learning value	41.46	43.90	14.63	0.00	0.00
3.Study material were useful	36.59	43.90	12.20	2.44	4.88
4.The course had good balance between theory and application	41.46	39.02	14.63	2.44	2.44

B-101 Gujarati

Course Feedback	5	4	3	2	1
1.Course Content was good	50.00	50.00	0.00	0.00	0.00
2.The course created learning value	58.33	41.67	0.00	0.00	0.00
3.Study material were useful	33.33	58.33	8.33	0.00	0.00
4.The course had good balance between theory and application	66.67	33.33	0.00	0.00	0.00

B-103 English

Course Feedback	5	4	3	2	1
1.Course Content was good	50.00	25.00	25.00	0.00	0.00
2.The course created learning value	37.50	37.50	25.00	0.00	0.00
3.Study material were useful	50.00	50.00	0.00	0.00	0.00
4.The course had good balance between theory and application	37.50	50.00	12.50	0.00	0.00

B-106 Mathematics

Course Feedback	5	4	3	2	1
1.Course Content was good	53.85	38.46	7.69	0.00	0.00
2.The course created learning value	46.15	46.15	7.69	0.00	0.00
3.Study material were useful	46.15	38.46	7.69	0.00	7.69
4.The course had good balance between theory and application	53.85	38.46	7.69	0.00	0.00

B-107 Science

Course Feedback	5	4	3	2	1
1.Course Content was good	69.23	23.08	7.69	0.00	0.00
2.The course created learning value	46.15	38.46	15.38	0.00	0.00
3.Study material were useful	38.46	38.46	15.38	0.00	7.69
4.The course had good balance between theory and application	46.15	15.38	23.08	7.69	7.69

B-105 Social Science

Course Feedback	5	4	3	2	1
1.Course Content was good	55.56	33.33	11.11	0.00	0.00
2.The course created learning value	55.56	38.89	5.56	0.00	0.00
3.Study material were useful	55.56	33.33	11.11	0.00	0.00
4.The course had good balance between theory and application	38.89	55.56	5.56	0.00	0.00

B-111 Accountancy

Course Feedback	5	4	3	2	1
1.Course Content was good	87.50	12.50	0.00	0.00	0.00
2.The course created learning value	75.00	25.00	0.00	0.00	0.00
3.Study material were useful	87.50	0.00	0.00	0.00	12.50
4.The course had good balance between theory and application	87.50	0.00	0.00	12.50	0.00

B-110 BOM

Course Feedback	5	4	3	2	1
1.Course Content was good	78.57	21.43	0.00	0.00	0.00
2.The course created learning value	78.57	14.29	7.14	0.00	0.00
3.Study material were useful	92.86	0.00	0.00	7.14	0.00
4.The course had good balance between theory and application	85.71	7.14	7.14	0.00	0.00

Semester-2**A-03 Knowledge and Curriculum**

Course Feedback	5	4	3	2	1
1.Course Content was good	48.15	42.59	7.41	1.85	0.00
2.The course created learning value	29.63	57.41	11.11	1.85	0.00
3.Study material were useful	31.48	51.85	12.96	1.85	1.85
4.The course had good balance between theory and application	40.74	48.15	7.41	3.70	0.00

A-04 Teaching and Learning

Course Feedback	5	4	3	2	1
1.Course Content was good	42.59	44.44	9.26	3.70	0.00
2.The course created learning value	40.74	46.30	7.41	5.56	0.00
3.Study material were useful	40.74	48.15	11.11	0.00	0.00
4.The course had good balance between theory and application	40.74	53.70	1.85	1.85	1.85

C-02 Assessment of Learning

Course Feedback	5	4	3	2	1
1.Course Content was good	50.00	40.91	2.27	2.27	4.55
2.The course created learning value	50.00	40.91	2.27	2.27	4.55
3.Study material were useful	63.64	27.27	2.27	4.55	2.27
4.The course had good balance between theory and application	63.64	22.73	4.55	6.82	2.27

EPC-2 Drama and Art in Education

Course Feedback	5	4	3	2	1
1.Course Content was good	59.09	34.09	6.82	0.00	0.00
2.The course created learning value	63.64	31.82	4.55	0.00	0.00
3.Study material were useful	56.82	38.64	4.55	0.00	0.00
4.The course had good balance between theory and application	63.64	27.27	4.55	4.55	0.00

B-101 Gujarati

Course Feedback	5	4	3	2	1
1.Course Content was good	36.96	54.35	4.35	4.35	0.00
2.The course created learning value	39.13	41.30	8.70	8.70	2.17
3.Study material were useful	41.30	43.48	6.52	4.35	4.35
4.The course had good balance between theory and application	41.30	41.30	10.87	4.35	2.17

B-103 English

Course Feedback	5	4	3	2	1
1.Course Content was good	43.48	47.83	6.52	2.17	0.00
2.The course created learning value	43.48	45.65	8.70	2.17	0.00
3.Study material were useful	45.65	43.48	4.35	4.35	2.17
4.The course had good balance between theory and application	50.00	39.13	6.52	2.17	2.17

B-106 Mathematics

Course Feedback	5	4	3	2	1
1.Course Content was good	50.00	40.91	2.27	2.27	4.55
2.The course created learning value	50.00	40.91	2.27	2.27	4.55
3.Study material were useful	63.64	27.27	2.27	4.55	2.27
4.The course had good balance between theory and application	63.64	22.73	4.55	6.82	2.27

B-107 Science

Course Feedback	5	4	3	2	1
1.Course Content was good	54.17	35.42	10.42	0.00	0.00
2.The course created learning value	52.08	39.58	4.17	0.00	4.17
3.Study material were useful	58.33	29.17	8.33	0.00	4.17
4.The course had good balance between theory and application	52.08	37.50	10.42	0.00	0.00

B-105 Social Science

Course Feedback	5	4	3	2	1
1.Course Content was good	62.50	29.17	6.25	2.08	0.00
2.The course created learning value	62.50	22.92	8.33	4.17	2.08
3.Study material were useful	54.17	31.25	10.42	2.08	2.08
4.The course had good balance between theory and application	58.33	37.50	4.17	0.00	0.00

B-111 Accountancy

Course Feedback	5	4	3	2	1
1.Course Content was good	90.91	0.00	9.09	0.00	0.00
2.The course created learning value	81.82	9.09	0.00	9.09	0.00
3.Study material were useful	81.82	9.09	0.00	9.09	0.00
4.The course had good balance between theory and application	90.91	0.00	0.00	0.00	9.09

B-110 BOM

Course Feedback	5	4	3	2	1
1.Course Content was good	81.82	9.09	0.00	0.00	9.09
2.The course created learning value	81.82	9.09	0.00	0.00	9.09
3.Study material were useful	81.82	9.09	0.00	0.00	9.09
4.The course had good balance between theory and application	81.82	9.09	0.00	0.00	9.09

Semester-3
A-05 Gender, School and Society

Course Feedback	5	4	3	2	1
1.Course Content was good	48.15	42.59	7.41	1.85	0.00
2.The course created learning value	29.63	57.41	11.11	1.85	0.00
3.Study material were useful	31.48	51.85	12.96	1.85	1.85
4.The course had good balance between theory and application	40.74	48.15	7.41	3.70	0.00

A-06 Creating Inclusive School

Course Feedback	5	4	3	2	1
1.Course Content was good	42.59	44.44	9.26	3.70	0.00
2.The course created learning value	40.74	46.30	7.41	5.56	0.00
3.Study material were useful	40.74	48.15	11.11	0.00	0.00
4.The course had good balance between theory and application	40.74	53.70	1.85	1.85	1.85

C-03 Understanding Self

Course Feedback	5	4	3	2	1
1.Course Content was good	36.36	50.00	9.09	2.27	2.27
2.The course created learning value	34.09	59.09	4.55	2.27	0.00
3.Study material were useful	43.18	47.73	4.55	2.27	2.27
4.The course had good balance between theory and application	40.91	43.18	9.09	6.82	0.00

EPC-03 Critical Understanding of ICT

Course Feedback	5	4	3	2	1
1.Course Content was good	54.17	35.42	10.42	0.00	0.00
2.The course created learning value	52.08	39.58	4.17	0.00	4.17
3.Study material were useful	58.33	29.17	8.33	0.00	4.17
4.The course had good balance between theory and application	52.08	37.50	10.42	0.00	0.00

B-101 Gujarati

Course Feedback	5	4	3	2	1
1.Course Content was good	50.00	40.91	2.27	2.27	4.55
2.The course created learning value	50.00	40.91	2.27	2.27	4.55
3.Study material were useful	63.64	27.27	2.27	4.55	2.27
4.The course had good balance between theory and application	63.64	22.73	4.55	6.82	2.27

B-103 English

Course Feedback	5	4	3	2	1
1.Course Content was good	43.48	47.83	6.52	2.17	0.00
2.The course created learning value	43.48	45.65	8.70	2.17	0.00
3.Study material were useful	45.65	43.48	4.35	4.35	2.17
4.The course had good balance between theory and application	50.00	39.13	6.52	2.17	2.17

B-106 Maths

Course Feedback	5	4	3	2	1
1.Course Content was good	73.33	26.67	0.00	0.00	0.00
2.The course created learning value	80.00	20.00	0.00	0.00	0.00
3.Study material were useful	80.00	20.00	0.00	0.00	0.00
4.The course had good balance between theory and application	66.67	33.33	0.00	0.00	0.00

B-107 Science and Technology

Course Feedback	5	4	3	2	1
1.Course Content was good	20.00	53.33	20.00	6.67	0.00
2.The course created learning value	26.67	40.00	20.00	13.33	0.00
3.Study material were useful	26.67	53.33	6.67	13.33	0.00
4.The course had good balance between theory and application	26.67	73.33	0.00	0.00	0.00

B-105 Social Science

Course Feedback	5	4	3	2	1
1.Course Content was good	52.38	33.33	4.76	4.76	4.76
2.The course created learning value	66.67	23.81	4.76	4.76	0.00
3.Study material were useful	47.62	23.81	14.29	14.29	0.00
4.The course had good balance between theory and application	42.86	42.86	9.52	4.76	0.00

B-111 Account

Course Feedback	5	4	3	2	1
1.Course Content was good	90.91	0.00	9.09	0.00	0.00
2.The course created learning value	81.82	9.09	0.00	9.09	0.00
3.Study material were useful	81.82	9.09	0.00	9.09	0.00
4.The course had good balance between theory and application	90.91	0.00	0.00	0.00	9.09

B-110 Org of Comm and Management

Course Feedback	5	4	3	2	1
1.Course Content was good	81.82	9.09	0.00	0.00	9.09
2.The course created learning value	81.82	9.09	0.00	0.00	9.09
3.Study material were useful	81.82	9.09	0.00	0.00	9.09
4.The course had good balance between theory and application	81.82	9.09	0.00	0.00	9.09

Semester-4**A-07 Introduction to Educational Research**

Course Feedback	5	4	3	2	1
1.Course Content was good	54.17	20.83	14.58	6.25	4.17
2.The course created learning value	58.33	22.92	12.50	2.08	4.17
3.Study material were useful	52.08	25.00	12.50	6.25	4.17
4.The course had good balance between theory and application	47.92	33.33	12.50	0.00	6.25

C-04 Educational Statistics

Course Feedback	5	4	3	2	1
1.Course Content was good	71.43	17.86	10.71	0.00	0.00
2.The course created learning value	71.43	14.29	10.71	3.57	0.00
3.Study material were useful	78.57	7.14	3.57	10.71	0.00
4.The course had good balance between theory and application	75.00	10.71	14.29	0.00	0.00

C-08 Indian Education System

Course Feedback	5	4	3	2	1
1.Course Content was good	66.67	25.00	8.33	0.00	0.00
2.The course created learning value	75.00	16.67	8.33	0.00	0.00
3.Study material were useful	83.33	16.67	0.00	0.00	0.00
4.The course had good balance between theory and application	91.67	8.33	0.00	0.00	0.00

D-04 Value Education

Course Feedback	5	4	3	2	1
1.Course Content was good	40.54	32.43	24.32	2.70	0.00
2.The course created learning value	40.54	40.54	16.22	2.70	0.00
3.Study material were useful	43.24	29.73	10.81	5.41	10.81
4.The course had good balance between theory and application	43.24	27.03	24.32	2.70	2.70

EPC-04 Yoga and Sports Education

Course Feedback	5	4	3	2	1
1.Course Content was good	72.97	18.92	8.11	0.00	0.00
2.The course created learning value	70.27	21.62	8.11	0.00	0.00
3.Study material were useful	64.86	16.22	10.81	8.11	0.00
4.The course had good balance between theory and application	70.27	13.51	8.11	5.41	2.70

B-101 Gujarati

Course Feedback	5	4	3	2	1
1.Course Content was good	69.23	15.38	0.00	7.69	7.69
2.The course created learning value	76.92	7.69	0.00	15.38	0.00
3.Study material were useful	84.62	0.00	15.38	0.00	0.00
4.The course had good balance between theory and application	69.23	23.08	7.69	0.00	0.00

B-103 English

Course Feedback	5	4	3	2	1
1.Course Content was good	60.00	20.00	20.00	0.00	0.00
2.The course created learning value	100.00	0.00	0.00	0.00	0.00
3.Study material were useful	80.00	0.00	0.00	20.00	0.00
4.The course had good balance between theory and application	60.00	40.00	0.00	0.00	0.00

B-106 Maths

Course Feedback	5	4	3	2	1
1.Course Content was good	61.54	15.38	23.08	0.00	0.00
2.The course created learning value	46.15	38.46	15.38	0.00	0.00
3.Study material were useful	61.54	15.38	23.08	0.00	0.00
4.The course had good balance between theory and application	46.15	30.77	15.38	7.69	0.00

B-107 Science and Technology

Course Feedback	5	4	3	2	1
1.Course Content was good	38.46	46.15	15.38	0.00	0.00
2.The course created learning value	38.46	38.46	23.08	0.00	0.00
3.Study material were useful	46.15	23.08	30.77	0.00	0.00
4.The course had good balance between theory and application	30.77	46.15	15.38	7.69	0.00

B-105 Social Science

Course Feedback	5	4	3	2	1
1.Course Content was good	76.19	19.05	0.00	4.76	0.00
2.The course created learning value	76.19	19.05	0.00	4.76	0.00
3.Study material were useful	80.95	14.29	0.00	4.76	0.00
4.The course had good balance between theory and application	76.19	14.29	4.76	4.76	0.00

B-111 Account

Course Feedback	5	4	3	2	1
1.Course Content was good	80.00	20.00	0.00	0.00	0.00
2.The course created learning value	80.00	20.00	0.00	0.00	0.00
3.Study material were useful	100.00	0.00	0.00	0.00	0.00
4.The course had good balance between theory and application	100.00	0.00	0.00	0.00	0.00

B-110 Org of Comm and Management

Course Feedback	5	4	3	2	1
1.Course Content was good	85.71	14.29	0.00	0.00	0.00
2.The course created learning value	85.71	14.29	0.00	0.00	0.00
3.Study material were useful	100.00	0.00	0.00	0.00	0.00
4.The course had good balance between theory and application	100.00	0.00	0.00	0.00	0.00

A.G.Teachers College,CTE, Navrangpura, Ahmedabad-09

Year:2019-20

Semester-1

A-01 Childhood and Growing Up

Course Feedback	5	4	3	2	1
1.Course Content was good	24.07	64.81	7.41	3.70	0.00
2.The course created learning value	29.63	57.41	9.26	3.70	0.00
3.Study material were useful	33.33	51.85	5.56	9.26	0.00
4.The course had good balance between theory and application	27.78	51.85	9.26	7.41	3.70

A-02 Education and Contemporary Indian

Course Feedback	5	4	3	2	1
1.Course Content was good	36.36	50.00	9.09	2.27	2.27
2.The course created learning value	34.09	59.09	4.55	2.27	0.00
3.Study material were useful	43.18	47.73	4.55	2.27	2.27
4.The course had good balance between theory and application	40.91	43.18	9.09	6.82	0.00

C-01 Language across the curriculum

Course Feedback	5	4	3	2	1
1.Course Content was good	30.43	56.52	8.70	4.35	0.00
2.The course created learning value	32.61	52.17	8.70	4.35	2.17
3.Study material were useful	36.96	36.96	13.04	10.87	2.17
4.The course had good balance between theory and application	32.61	45.65	13.04	8.70	0.00

EPC-1 Reading and Reflection on Text

Course Feedback	5	4	3	2	1
1.Course Content was good	54.17	35.42	10.42	0.00	0.00
2.The course created learning value	52.08	39.58	4.17	0.00	4.17
3.Study material were useful	58.33	29.17	8.33	0.00	4.17
4.The course had good balance between theory and application	52.08	37.50	10.42	0.00	0.00

B-101 Gujarati

Course Feedback	5	4	3	2	1
1.Course Content was good	42.59	44.44	9.26	3.70	0.00
2.The course created learning value	40.74	46.30	7.41	5.56	0.00
3.Study material were useful	40.74	48.15	11.11	0.00	0.00
4.The course had good balance between theory and application	40.74	53.70	1.85	1.85	1.85

B-103 English

Course Feedback	5	4	3	2	1
1.Course Content was good	48.15	42.59	7.41	1.85	0.00
2.The course created learning value	29.63	57.41	11.11	1.85	0.00
3.Study material were useful	31.48	51.85	12.96	1.85	1.85
4.The course had good balance between theory and application	40.74	48.15	7.41	3.70	0.00

B-106 Mathematics

Course Feedback	5	4	3	2	1
1.Course Content was good	50.00	40.91	2.27	2.27	4.55
2.The course created learning value	50.00	40.91	2.27	2.27	4.55
3.Study material were useful	63.64	27.27	2.27	4.55	2.27
4.The course had good balance between theory and application	63.64	22.73	4.55	6.82	2.27

B-107 Science

Course Feedback	5	4	3	2	1
1.Course Content was good	69.23	23.08	7.69	0.00	0.00
2.The course created learning value	46.15	38.46	15.38	0.00	0.00
3.Study material were useful	38.46	38.46	15.38	0.00	7.69
4.The course had good balance between theory and application	46.15	15.38	23.08	7.69	7.69

B-105 Social Science

Course Feedback	5	4	3	2	1
1.Course Content was good	59.09	34.09	6.82	0.00	0.00
2.The course created learning value	63.64	31.82	4.55	0.00	0.00
3.Study material were useful	56.82	38.64	4.55	0.00	0.00
4.The course had good balance between theory and application	63.64	27.27	4.55	4.55	0.00

B-111 Accountancy

Course Feedback	5	4	3	2	1
1.Course Content was good	73.33	26.67	0.00	0.00	0.00
2.The course created learning value	80.00	20.00	0.00	0.00	0.00
3.Study material were useful	80.00	20.00	0.00	0.00	0.00
4.The course had good balance between theory and application	66.67	33.33	0.00	0.00	0.00

B-110 BOM

Course Feedback	5	4	3	2	1
1.Course Content was good	46.67	53.33	0.00	0.00	0.00
2.The course created learning value	46.67	53.33	0.00	0.00	0.00
3.Study material were useful	46.67	53.33	0.00	0.00	0.00
4.The course had good balance between theory and application	60.00	40.00	0.00	0.00	0.00

Semester-2**A-03 Knowledge and Curriculum**

Course Feedback	5	4	3	2	1
1.Course Content was good	20.00	66.67	6.67	6.67	0.00
2.The course created learning value	20.00	73.33	6.67	0.00	0.00
3.Study material were useful	26.67	73.33	0.00	0.00	0.00
4.The course had good balance between theory and application	26.67	66.67	6.67	0.00	0.00

A-04 Teaching and Learning

Course Feedback	5	4	3	2	1
1.Course Content was good	38.10	57.14	4.76	0.00	0.00
2.The course created learning value	42.86	42.86	4.76	4.76	4.76
3.Study material were useful	38.10	47.62	9.52	0.00	4.76
4.The course had good balance between theory and application	42.86	47.62	4.76	4.76	0.00

C-02 Assessment of Learning

Course Feedback	5	4	3	2	1
1.Course Content was good	81.82	9.09	0.00	0.00	9.09
2.The course created learning value	81.82	9.09	0.00	0.00	9.09
3.Study material were useful	81.82	9.09	0.00	0.00	9.09
4.The course had good balance between theory and application	81.82	9.09	0.00	0.00	9.09

EPC-2 Drama and Art in Education

Course Feedback	5	4	3	2	1
1.Course Content was good	59.09	34.09	6.82	0.00	0.00
2.The course created learning value	63.64	31.82	4.55	0.00	0.00
3.Study material were useful	56.82	38.64	4.55	0.00	0.00
4.The course had good balance between theory and application	63.64	27.27	4.55	4.55	0.00

B-101 Gujarati

Course Feedback	5	4	3	2	1
1.Course Content was good	50.00	37.50	6.25	0.00	6.25
2.The course created learning value	56.25	43.75	0.00	0.00	0.00
3.Study material were useful	31.25	56.25	6.25	6.25	0.00
4.The course had good balance between theory and application	56.25	31.25	12.50	0.00	0.00

B-103 English

Course Feedback	5	4	3	2	1
1.Course Content was good	56.25	43.75	0.00	0.00	0.00
2.The course created learning value	31.25	56.25	6.25	6.25	0.00
3.Study material were useful	56.25	31.25	12.50	0.00	0.00
4.The course had good balance between theory and application	62.50	25.00	6.25	6.25	0.00

B-106 Mathematics

Course Feedback	5	4	3	2	1
1.Course Content was good	73.33	26.67	0.00	0.00	0.00
2.The course created learning value	80.00	20.00	0.00	0.00	0.00
3.Study material were useful	80.00	20.00	0.00	0.00	0.00
4.The course had good balance between theory and application	66.67	33.33	0.00	0.00	0.00

B-107 Science

Course Feedback	5	4	3	2	1
1.Course Content was good	46.67	53.33	0.00	0.00	0.00
2.The course created learning value	46.67	53.33	0.00	0.00	0.00
3.Study material were useful	46.67	53.33	0.00	0.00	0.00
4.The course had good balance between theory and application	60.00	40.00	0.00	0.00	0.00

B-105 Social Science

Course Feedback	5	4	3	2	1
1.Course Content was good	52.38	33.33	4.76	4.76	4.76
2.The course created learning value	66.67	23.81	4.76	4.76	0.00
3.Study material were useful	47.62	23.81	14.29	14.29	0.00
4.The course had good balance between theory and application	42.86	42.86	9.52	4.76	0.00

B-111 Accountancy

Course Feedback	5	4	3	2	1
1.Course Content was good	90.91	9.09	0.00	0.00	0.00
2.The course created learning value	90.91	9.09	0.00	0.00	0.00
3.Study material were useful	72.73	27.27	0.00	0.00	0.00
4.The course had good balance between theory and application	72.73	27.27	0.00	0.00	0.00

B-110 BOM

Course Feedback	5	4	3	2	1
1.Course Content was good	72.73	27.27	0.00	0.00	0.00
2.The course created learning value	81.82	18.18	0.00	0.00	0.00
3.Study material were useful	72.73	27.27	0.00	0.00	0.00
4.The course had good balance between theory and application	63.64	36.36	0.00	0.00	0.00

Semester-3
A-05 Gender, School and Society

Course Feedback	5	4	3	2	1
1.Course Content was good	57.45	31.91	6.38	2.13	2.13
2.The course created learning value	48.94	38.30	10.64	0.00	2.13
3.Study material were useful	44.68	29.79	19.15	4.26	2.13
4.The course had good balance between theory and application	46.81	34.04	17.02	0.00	2.13

A-06 Creating Inclusive School

Course Feedback	5	4	3	2	1
1.Course Content was good	51.06	36.17	10.64	0.00	2.13
2.The course created learning value	53.19	31.91	12.77	0.00	2.13
3.Study material were useful	29.79	48.94	12.77	4.26	4.26
4.The course had good balance between theory and application	29.79	46.81	23.40	0.00	0.00

C-03 Understanding Self

Course Feedback	5	4	3	2	1
1.Course Content was good	34.21	47.37	23.68	2.63	2.63
2.The course created learning value	44.74	42.11	21.05	0.00	2.63
3.Study material were useful	42.11	39.47	15.79	0.00	13.16
4.The course had good balance between theory and application	23.68	52.63	28.95	2.63	2.63

EPC-03 Critical Understanding of ICT

Course Feedback	5	4	3	2	1
1.Course Content was good	37.50	47.50	12.50	0.00	2.50
2.The course created learning value	45.00	40.00	12.50	0.00	2.50
3.Study material were useful	32.50	47.50	5.00	7.50	7.50
4.The course had good balance between theory and application	47.50	27.50	15.00	5.00	5.00

B-101 Gujarati

Course Feedback	5	4	3	2	1
1.Course Content was good	50.00	50.00	0.00	0.00	0.00
2.The course created learning value	58.33	41.67	0.00	0.00	0.00
3.Study material were useful	33.33	58.33	8.33	0.00	0.00
4.The course had good balance between theory and application	66.67	33.33	0.00	0.00	0.00

B-103 English

Course Feedback	5	4	3	2	1
1.Course Content was good	50.00	25.00	25.00	0.00	0.00
2.The course created learning value	37.50	37.50	25.00	0.00	0.00
3.Study material were useful	50.00	50.00	0.00	0.00	0.00
4.The course had good balance between theory and application	37.50	50.00	12.50	0.00	0.00

B-106 Maths

Course Feedback	5	4	3	2	1
1.Course Content was good	53.85	38.46	7.69	0.00	0.00
2.The course created learning value	46.15	46.15	7.69	0.00	0.00
3.Study material were useful	46.15	38.46	7.69	0.00	7.69
4.The course had good balance between theory and application	53.85	38.46	7.69	0.00	0.00

B-107 Science and Technology

Course Feedback	5	4	3	2	1
1.Course Content was good	69.23	23.08	7.69	0.00	0.00
2.The course created learning value	46.15	38.46	15.38	0.00	0.00
3.Study material were useful	38.46	38.46	15.38	0.00	7.69
4.The course had good balance between theory and application	46.15	15.38	23.08	7.69	7.69

B-105 Social Science

Course Feedback	5	4	3	2	1
1.Course Content was good	55.56	33.33	11.11	0.00	0.00
2.The course created learning value	55.56	38.89	5.56	0.00	0.00
3.Study material were useful	55.56	33.33	11.11	0.00	0.00
4.The course had good balance between theory and application	38.89	55.56	5.56	0.00	0.00

B-111 Account

Course Feedback	5	4	3	2	1
1.Course Content was good	87.50	12.50	0.00	0.00	0.00
2.The course created learning value	75.00	25.00	0.00	0.00	0.00
3.Study material were useful	87.50	0.00	0.00	0.00	12.50
4.The course had good balance between theory and application	87.50	0.00	0.00	12.50	0.00

B-110 Org of Comm and Management

Course Feedback	5	4	3	2	1
1.Course Content was good	78.57	21.43	0.00	0.00	0.00
2.The course created learning value	78.57	14.29	7.14	0.00	0.00
3.Study material were useful	92.86	0.00	0.00	7.14	0.00
4.The course had good balance between theory and application	85.71	7.14	7.14	0.00	0.00

Semester-4**A-07 Introduction to Educational Research**

Course Feedback	5	4	3	2	1
1.Course Content was good	48.15	42.59	7.41	1.85	0.00
2.The course created learning value	29.63	57.41	11.11	1.85	0.00
3.Study material were useful	31.48	51.85	12.96	1.85	1.85
4.The course had good balance between theory and application	40.74	48.15	7.41	3.70	0.00

C-04 Educational Statistics

Course Feedback	5	4	3	2	1
1.Course Content was good	24.07	64.81	7.41	3.70	0.00
2.The course created learning value	29.63	57.41	9.26	3.70	0.00
3.Study material were useful	33.33	51.85	5.56	9.26	0.00
4.The course had good balance between theory and application	27.78	51.85	9.26	7.41	3.70

C-08 Indian Education System

Course Feedback	5	4	3	2	1
1.Course Content was good	42.59	44.44	9.26	3.70	0.00
2.The course created learning value	40.74	46.30	7.41	5.56	0.00
3.Study material were useful	40.74	48.15	11.11	0.00	0.00
4.The course had good balance between theory and application	40.74	53.70	1.85	1.85	1.85

D-04 Value Education

Course Feedback	5	4	3	2	1
1.Course Content was good	36.36	50.00	9.09	2.27	2.27
2.The course created learning value	34.09	59.09	4.55	2.27	0.00
3.Study material were useful	43.18	47.73	4.55	2.27	2.27
4.The course had good balance between theory and application	40.91	43.18	9.09	6.82	0.00

EPC-04 Yoga and Sports Education

Course Feedback	5	4	3	2	1
1.Course Content was good	29.55	43.18	25.00	0.00	2.27
2.The course created learning value	29.55	40.91	18.18	4.55	6.82
3.Study material were useful	34.09	40.91	11.36	6.82	6.82
4.The course had good balance between theory and application	34.09	43.18	11.36	4.55	6.82

B-101 Gujarati

Course Feedback	5	4	3	2	1
1.Course Content was good	50.00	37.50	6.25	0.00	6.25
2.The course created learning value	56.25	43.75	0.00	0.00	0.00
3.Study material were useful	31.25	56.25	6.25	6.25	0.00
4.The course had good balance between theory and application	56.25	31.25	12.50	0.00	0.00

B-103 English

Course Feedback	5	4	3	2	1
1.Course Content was good	43.75	50.00	6.25	0.00	0.00
2.The course created learning value	37.50	43.75	12.50	0.00	6.25
3.Study material were useful	68.75	25.00	0.00	0.00	6.25
4.The course had good balance between theory and application	37.50	50.00	6.25	6.25	0.00

B-106 Maths

Course Feedback	5	4	3	2	1
1.Course Content was good	46.67	53.33	0.00	0.00	0.00
2.The course created learning value	46.67	53.33	0.00	0.00	0.00
3.Study material were useful	46.67	53.33	0.00	0.00	0.00
4.The course had good balance between theory and application	60.00	40.00	0.00	0.00	0.00

B-107 Science and Technology

Course Feedback	5	4	3	2	1
1.Course Content was good	20.00	66.67	6.67	6.67	0.00
2.The course created learning value	20.00	73.33	6.67	0.00	0.00
3.Study material were useful	26.67	73.33	0.00	0.00	0.00
4.The course had good balance between theory and application	26.67	66.67	6.67	0.00	0.00

B-105 Social Science

Course Feedback	5	4	3	2	1
1.Course Content was good	38.10	57.14	4.76	0.00	0.00
2.The course created learning value	42.86	42.86	4.76	4.76	4.76
3.Study material were useful	38.10	47.62	9.52	0.00	4.76
4.The course had good balance between theory and application	42.86	47.62	4.76	4.76	0.00

B-111 Account

Course Feedback	5	4	3	2	1
1.Course Content was good	90.91	9.09	0.00	0.00	0.00
2.The course created learning value	90.91	9.09	0.00	0.00	0.00
3.Study material were useful	72.73	27.27	0.00	0.00	0.00
4.The course had good balance between theory and application	72.73	27.27	0.00	0.00	0.00

B-110 Org of Comm and Management

Course Feedback	5	4	3	2	1
1.Course Content was good	72.73	27.27	0.00	0.00	0.00
2.The course created learning value	81.82	18.18	0.00	0.00	0.00
3.Study material were useful	72.73	27.27	0.00	0.00	0.00
4.The course had good balance between theory and application	63.64	36.36	0.00	0.00	0.00

A.G. Teachers College, CTE-Ahmedabad-09
Year : 2020-21
Semester:1

LS-1 Psychology of Learner						
Statement	5	4	3	2	1	1
1.Course Content was good.	66.67	28.89	0.00	4.44	0.00	0.00
2.The course created learning value.	71.11	28.89	0.00	0.00	0.00	0.00
3.Study material were useful.	53.33	42.22	4.44	0.00	0.00	0.00
4.The course had good balance between theory and application.	60.00	37.78	2.22	0.00	0.00	0.00

ES-1 Perspectives in Education						
Statement	5	4	3	2	1	1
1.Course Content was good.	51.16	39.53	6.98	2.33	0.00	0.00
2.The course created learning value.	60.47	30.23	6.98	2.33	0.00	0.00
3.Study material were useful.	62.79	30.23	6.98	0.00	0.00	0.00
4.The course had good balance between theory and application.	55.81	32.56	9.30	2.33	0.00	0.00

CUS-1 Curriculum Development Principles						
Statement	5	4	3	2	1	1
1.Course Content was good.	85.71	14.29	0.00	0.00	0.00	0.00
2.The course created learning value.	80.95	19.05	0.00	0.00	0.00	0.00
3.Study material were useful.	76.19	19.05	2.38	0.00	0.00	2.38
4.The course had good balance between theory and application.	80.95	19.05	0.00	0.00	0.00	0.00

LPC-1 Gujarati Language						
Statement	5	4	3	2	1	1
1.Course Content was good.	76.19	21.43	2.38	0.00	0.00	0.00
2.The course created learning value.	83.33	16.67	0.00	0.00	0.00	0.00
3.Study material were useful.	78.57	21.43	0.00	0.00	0.00	0.00



4.The course had good balance between theory and application. 83.33 16.67 0.00 0.00 0.00

PS-01 General Pedagogy for Maths and Science

Statement	5	4	3	2	1
1.Course Content was good.	77.78	22.22	0.00	0.00	0.00
2.The course created learning value.	77.78	16.67	5.56	0.00	0.00
3.Study material were useful.	72.22	22.22	5.56	0.00	0.00
4.The course had good balance between theory and application.	72.22	27.78	0.00	0.00	0.00

PS-02 General Pedagogy for Languages , Social Science and Commerce

Statement	5	4	3	2	1
1.Course Content was good.	84.38	12.50	3.13	0.00	0.00
2.The course created learning value.	81.25	15.63	3.13	0.00	0.00
3.Study material were useful.	81.25	15.63	3.13	0.00	0.00
4.The course had good balance between theory and application.	87.50	9.38	3.13	0.00	0.00

EPC-1 & 2 Reflective Reading and Art In Education

Statement	5	4	3	2	1
1.Course Content was good.	79.55	20.45	0.00	0.00	0.00
2.The course created learning value.	79.55	20.45	0.00	0.00	0.00
3.Study material were useful.	75.00	22.73	2.27	0.00	0.00
4.The course had good balance between theory and application.	81.82	15.91	2.27	0.00	0.00

Semester:2

LS-2 Learning and Teaching

Statement	5	4	3	2	1
1.Course Content was good.	54.76	35.71	4.76	4.76	0.00



2. The course created learning value.	64.29	28.57	4.76	2.38	0.00
3. Study material were useful.	54.76	28.57	9.52	2.38	4.76
4. The course had good balance between theory and application.	50.00	35.71	11.90	2.38	0.00

ES-2 Developing Self

Statement	5	4	3	2	1
1. Course Content was good.	60.00	25.00	15.00	0.00	0.00
2. The course created learning value.	65.00	25.00	5.00	5.00	0.00
3. Study material were useful.	65.00	17.50	10.00	7.50	0.00
4. The course had good balance between theory and application.	60.00	20.00	17.50	0.00	2.50

CUS-2 Knowledge and Curriculum

Statement	5	4	3	2	1
1. Course Content was good.	52.63	36.84	7.89	2.63	0.00
2. The course created learning value.	55.26	34.21	7.89	2.63	0.00
3. Study material were useful.	63.16	28.95	5.26	2.63	0.00
4. The course had good balance between theory and application.	52.63	34.21	10.53	2.63	0.00

LPC-2 English Language

Statement	5	4	3	2	1
1. Course Content was good.	60.53	26.32	5.26	5.26	2.63
2. The course created learning value.	60.53	23.68	10.53	2.63	2.63
3. Study material were useful.	65.79	23.68	5.26	2.63	2.63
4. The course had good balance between theory and application.	63.16	15.79	15.79	2.63	2.63

Gujarati Method

Statement	5	4	3	2	1
1. Course Content was good	87.50	12.50	0.00	0.00	0.00
2. The course created learning value	100.00	0.00	0.00	0.00	0.00
3. Study material were useful	100.00	0.00	0.00	0.00	0.00
4. The course had good balance between theory and application	100.00	0.00	0.00	0.00	0.00



English Method

Statement	5	4	3	2	1
1.Course Content was good	90.00	10.00	0.00	0.00	0.00
2.The course created learning value	100.00	0.00	0.00	0.00	0.00
3.Study material were useful	80.00	10.00	10.00	0.00	0.00
4.The course had good balance between theory and application	70.00	20.00	0.00	10.00	0.00

Maths Method

Statement	5	4	3	2	1
1.Course Content was good	66.67	33.33	0.00	0.00	0.00
2.The course created learning value	50.00	50.00	0.00	0.00	0.00
3.Study material were useful	50.00	33.33	0.00	16.67	0.00
4.The course had good balance between theory and application	50.00	50.00	0.00	0.00	0.00

Science Method

Statement	5	4	3	2	1
1.Course Content was good	57.14	42.86	0.00	0.00	0.00
2.The course created learning value	57.14	42.86	0.00	0.00	0.00
3.Study material were useful	57.14	42.86	0.00	0.00	0.00
4.The course had good balance between theory and application	71.43	28.57	0.00	0.00	0.00

Social Science Method

Statement	5	4	3	2	1
1.Course Content was good.	95.00	5.00	0.00	0.00	0.00
2.The course created learning value.	95.00	5.00	0.00	0.00	0.00
3.Study material were useful.	85.00	10.00	5.00	0.00	0.00
4.The course had good balance between theory and application.	95.00	5.00	0.00	0.00	0.00

Account Method

Statement	5	4	3	2	1
1.Course Content was good.	73.33	20.00	6.67	0.00	0.00
2.The course created learning value.	73.33	20.00	6.67	0.00	0.00



3.Study material were useful.	66.67	20.00	13.33	0.00	0.00	0.00
4.The course had good balance between theory and application.	66.67	26.67	6.67	0.00	0.00	0.00

OCM Method

Statement	5	4	3	2	1
1.Course Content was good.	38.46	53.85	0.00	7.69	0.00
2.The course created learning value.	46.15	46.15	0.00	7.69	0.00
3.Study material were useful.	53.85	38.46	0.00	7.69	0.00
4.The course had good balance between theory and application.	46.15	46.15	0.00	7.69	0.00

Semester-3

A-05 Gender, School and Society

Statement	5	4	3	2	1
1.Course Content was good.	46.7	40.0	10.0	3.3	0.0
2.The course created learning value.	43.3	43.3	10.0	3.3	0.0
3.Study material were useful.	33.3	53.3	13.3	0.0	0.0
4.The course had good balance between theory and application.	30.0	53.3	13.3	3.3	0.0

A-06 Creating Inclusive School

Statement	5	4	3	2	1
1.Course Content was good.	56.67	40.00	3.33	0.00	0.00
2.The course created learning value.	53.33	36.67	10.00	0.00	0.00
3.Study material were useful.	53.33	40.00	6.67	0.00	0.00
4.The course had good balance between theory and application.	50.00	40.00	10.00	0.00	0.00

C-03 Understanding Self

Statement	5	4	3	2	1
1.Course Content was good.	50.00	36.67	13.33	0.00	0.00
2.The course created learning value.	50.00	46.67	0.00	3.33	0.00
3.Study material were useful.	46.67	40.00	10.00	0.00	3.33



4. The course had good balance between theory and application.	43.33	40.00	13.33	0.00	3.33
--	-------	-------	-------	------	------

EPC-03 Critical Understanding of ICT

Statement	5	4	3	2	1
1. Course Content was good.	58.62	34.48	6.90	0.00	0.00
2. The course created learning value.	58.62	34.48	6.90	0.00	0.00
3. Study material were useful.	55.17	34.48	10.34	0.00	0.00
4. The course had good balance between theory and application.	51.72	44.83	3.45	0.00	0.00

Semester-4

A-07 Educational Research SEM-4					
	5	4	3	2	1
1. Course Content was good.	40.91	40.91	9.09	9.09	0.00
2. The course created learning value.	38.64	45.45	11.36	4.55	0.00
3. Study material were useful.	38.64	38.64	18.18	4.55	0.00
4. The course had good balance between theory and application.	29.55	54.55	6.82	9.09	0.00

C-04 Educational Statistics					
	5	4	3	2	1
1. Course Content was good.	60.00	28.57	8.57	2.86	0.00
2. The course created learning value.	65.71	22.86	8.57	2.86	0.00
3. Study material were useful.	60.00	28.57	5.71	2.86	2.86
4. The course had good balance between theory and application.	60.00	31.43	5.71	2.86	0.00

C-08 Indian Education System SEM-4					
	5	4	3	2	1
1. Course Content was good.	45.45	36.36	9.09	0.00	9.09
2. The course created learning value.	36.36	36.36	18.18	0.00	9.09
3. Study material were useful.	45.45	45.45	0.00	0.00	9.09
4. The course had good balance between theory and application.	36.36	36.36	18.18	0.00	9.09

D-04 Value Education SEM-4					
	5	4	3	2	1
1. Course Content was good.	55.00	35.00	7.50	2.50	0.00
2. The course created learning value.	50.00	42.50	5.00	2.50	0.00



3.Study material were useful.	37.50	42.50	17.50	2.50	0.00
4.The course had good balance between theory and application.	42.50	42.50	12.50	2.50	0.00

EPC-04 Yoga and Sports SEM-4

1.Course Content was good.	5	4	3	2	1
2.The course created learning value.	57.89	23.68	10.53	5.26	2.63
3.Study material were useful.	55.26	26.32	13.16	2.63	2.63
4.The course had good balance between theory and application.	57.89	26.32	13.16	2.63	0.00
	55.26	26.32	13.16	2.63	2.63

Gujarati Method SEM-4

1.Course Content was good	5	4	3	2	1
2.The course created learning value	37.50	37.50	12.50	0.00	12.50
3.Study material were useful	37.50	50.00	0.00	0.00	12.50
4.The course had good balance between theory and application	37.50	50.00	0.00	0.00	12.50

English Method SEM-4

1.Course Content was good	5	4	3	2	1
2.The course created learning value	66.67	33.33	0.00	0.00	0.00
3.Study material were useful	66.67	33.33	0.00	0.00	0.00
4.The course had good balance between theory and application	66.67	33.33	0.00	0.00	0.00

Maths Method SEM-4

1.Course Content was good	5	4	3	2	1
2.The course created learning value	68.75	25.00	6.25	0.00	0.00
3.Study material were useful	75.00	18.75	6.25	0.00	0.00
4.The course had good balance between theory and application	75.00	18.75	6.25	0.00	0.00

Science Method SEM-4

1.Course Content was good	5	4	3	2	1
2.The course created learning value	62.50	25.00	12.50	0.00	0.00
3.Study material were useful	56.25	25.00	12.50	6.25	0.00
4.The course had good balance between theory and application	50.00	37.50	12.50	0.00	0.00
	56.25	25.00	18.75	0.00	0.00



Social Science Method SEM-4

	5	4	3	2	1
1.Course Content was good.	43.75	50.00	0.00	0.00	6.25
2.The course created learning value.	50.00	43.75	0.00	6.25	0.00
3.Study material were useful.	56.25	37.50	0.00	0.00	6.25
4.The course had good balance between theory and application.	62.50	31.25	0.00	6.25	0.00

OCM Method SEM-4

	5	4	3	2	1
1.Course Content was good.	80.00	20.00	0.00	0.00	0.00
2.The course created learning value.	90.00	10.00	0.00	0.00	0.00
3.Study material were useful.	80.00	20.00	0.00	0.00	0.00
4.The course had good balance between theory and application.	80.00	20.00	0.00	0.00	0.00

Account Method SEM-4

	5	4	3	2	1
1.Course Content was good.	70.00	30.00	0.00	0.00	0.00
2.The course created learning value.	80.00	20.00	0.00	0.00	0.00
3.Study material were useful.	70.00	30.00	0.00	0.00	0.00
4.The course had good balance between theory and application.	70.00	30.00	0.00	0.00	0.00



(Signature)
 I/C Principal
 A. G. TEACHERS COLLEGE, CTE,
 AHMEDABAD

A.G. Teachers College, Navrangpura, Ahmedabad-09
SEM-1 Year 2021-2022

LS-1 Psychology of Learner		5	4	3	2	1
1. Course Content was good.		77.08	18.75	4.17	0.00	0.00
2. The course created learning value.		70.83	25.00	2.08	2.08	0.00
3. Study material were useful.		45.83	37.50	12.50	4.17	0.00
4. The course had good balance between theory and application.		64.58	20.83	12.50	2.08	0.00

ES-1 Perspectives in Education		5	4	3	2	1
1. Course Content was good.		55.00	27.50	17.50	0.00	0.00
2. The course created learning value.		57.50	32.50	10.00	0.00	0.00
3. Study material were useful.		50.00	37.50	5.00	5.00	2.50
4. The course had good balance between theory and application.		50.00	27.50	10.00	12.50	0.00

CUS-1 Curriculum Development Principles		5	4	3	2	1
1. Course Content was good.		79.49	15.38	5.13	0.00	0.00
2. The course created learning value.		79.49	17.95	2.56	0.00	0.00
3. Study material were useful.		71.79	25.64	0.00	2.56	0.00
4. The course had good balance between theory and application.		74.36	23.08	2.56	0.00	0.00

LPC-1 Gujarati		5	4	3	2	1
1. Course Content was good.		78.05	19.51	2.44	0.00	0.00
2. The course created learning value.		75.61	21.95	2.44	0.00	0.00
3. Study material were useful.		73.17	24.39	2.44	0.00	0.00
4. The course had good balance between theory and application.		65.85	31.71	2.44	0.00	0.00

PS-1 General Pedagogy Maths/Science		5	4	3	2	1
1. Course Content was good.		79.49	15.38	5.13	0.00	0.00
2. The course created learning value.		79.49	17.95	2.56	0.00	0.00
3. Study material were useful.		71.79	25.64	0.00	2.56	0.00
4. The course had good balance between theory and application.		74.36	23.08	2.56	0.00	0.00



PS-1 General Pedagogy - Account Commerce, Languages, Social Science					
	5	4	3	2	1
1.Course Content was good.	77.27	18.18	0.00	0.00	4.55
2.The course created learning value.	72.73	22.73	0.00	0.00	4.55
3.Study material were useful.	72.73	18.18	4.55	0.00	4.55
4.The course had good balance between theory and application.	72.73	22.73	0.00	0.00	4.55

EPC-1 & 2 Art in Education and Reflective Reading					
	5	4	3	2	1
1.Course Content was good.	91.43	8.57	0.00	0.00	0.00
2.The course created learning value.	91.43	5.71	2.86	0.00	0.00
3.Study material were useful.	85.71	11.43	2.86	0.00	0.00
4.The course had good balance between theory and application.	88.57	8.57	2.86	0.00	0.00

SEM-2 Year 2021-2022

ES-2 Developing Self					
	5	4	3	2	1
1.Course Content was good.	76.60	21.28	0.00	0.00	2.13
2.The course created learning value.	78.72	19.15	0.00	0.00	2.13
3.Study material were useful.	74.47	23.40	0.00	0.00	2.13
4.The course had good balance between theory and application.	74.47	21.28	2.13	0.00	2.13

LS 2 Learning and Teaching					
	5	4	3	2	1
1.Course Content was good.	73.47	18.37	6.12	0.00	2.04
2.The course created learning value.	71.43	20.41	2.04	4.08	2.04
3.Study material were useful.	65.31	18.37	8.16	2.04	6.12
4.The course had good balance between theory and application.	69.39	16.33	6.12	4.08	4.08

CUS-2 Knowledge and Curriculum					
	5	4	3	2	1
1.Course Content was good.	84.78	10.87	2.17	0.00	2.17
2.The course created learning value.	82.61	10.87	4.35	2.17	0.00



3.Study material were useful.	76.09	17.39	4.35	0.00	2.17
4.The course had good balance between theory and application.	80.43	15.22	2.17	2.17	0.00

LPC-2 General English

1.Course Content was good.	5	4	3	2	1
2.The course created learning value.	87.50	8.33	2.08	2.08	0.00
3.Study material were useful.	87.50	8.33	2.08	2.08	0.00
4.The course had good balance between theory and application.	87.50	10.42	0.00	2.08	0.00
4.The course had good balance between theory and application.	85.42	12.50	0.00	2.08	0.00

Gujarati Method

1.Course Content was good.	5	4	3	2	1
2.The course created learning value.	81.82	18.18	0.00	0.00	0.00
3.Study material were useful.	81.82	18.18	0.00	0.00	0.00
4.The course had good balance between theory and application.	100.00	0.00	0.00	0.00	0.00
4.The course had good balance between theory and application.	100.00	0.00	0.00	0.00	0.00

English Method

1.Course Content was good.	5	4	3	2	1
2.The course created learning value.	70.00	30.00	0.00	0.00	0.00
3.Study material were useful.	70.00	30.00	0.00	0.00	0.00
4.The course had good balance between theory and application.	70.00	30.00	0.00	0.00	0.00
4.The course had good balance between theory and application.	70.00	30.00	0.00	0.00	0.00

Maths Method

1.Course Content was good.	5	4	3	2	1
2.The course created learning value.	87.50	8.33	2.08	2.08	0.00
3.Study material were useful.	87.50	8.33	2.08	2.08	0.00
4.The course had good balance between theory and application.	87.50	10.42	0.00	2.08	0.00
4.The course had good balance between theory and application.	85.42	12.50	0.00	2.08	0.00

Science Method

1.Course Content was good.	5	4	3	2	1
2.The course created learning value.	94.74	5.26	0.00	0.00	0.00
3.Study material were useful.	94.74	5.26	0.00	0.00	0.00
4.The course had good balance between theory and application.	94.74	0.00	5.26	0.00	0.00
4.The course had good balance between theory and application.	94.74	5.26	0.00	0.00	0.00

Social Science Method

1.Course Content was good.	5	4	3	2	1
2.The course created learning value.	87.5	12.5	0	0	0
3.Study material were useful.	81.25	18.75	0	0	0
4.The course had good balance between theory and application.	87.5	12.5	0	0	0
4.The course had good balance between theory and application.	87.5	12.5	0	0	0



SEM-3 Year 2021-2022

Accountancy Method					
	5	4	3	2	1
1.Course Content was good.	100.00	0.00	0.00	0.00	0.00
2.The course created learning value.	91.67	8.33	0.00	0.00	0.00
3.Study material were useful.	91.67	8.33	0.00	0.00	0.00
4.The course had good balance between theory and application.	100.00	0.00	0.00	0.00	0.00

OCM Method					
	5	4	3	2	1
1.Course Content was good.	91.67	0.00	8.33	0.00	0.00
2.The course created learning value.	91.67	0.00	8.33	0.00	0.00
3.Study material were useful.	100.00	0.00	0.00	0.00	0.00
4.The course had good balance between theory and application.	91.67	0.00	8.33	0.00	0.00

CUS-3 Inclusive Education					
	5	4	3	2	1
1.Course Content was good.	53.13	37.50	9.38	0.00	0.00
2.The course created learning value.	62.50	34.38	3.13	0.00	0.00
3.Study material were useful.	62.50	21.88	9.38	3.13	3.13
4.The course had good balance between theory and application.	56.25	31.25	12.50	0.00	0.00

AE-1 Assessment of Learning					
	5	4	3	2	1
1.Course Content was good.	76.67	16.67	3.33	3.33	0.00
2.The course created learning value.	80.00	13.33	3.33	3.33	0.00
3.Study material were useful.	83.33	13.33	0.00	3.33	0.00
4.The course had good balance between theory and application.	80.00	16.67	0.00	3.33	0.00

CUS-4 ICT in Curriculum					
	5	4	3	2	1
1.Course Content was good.	76.67	23.33	0.00	0.00	0.00
2.The course created learning value.	73.33	26.67	0.00	0.00	0.00
3.Study material were useful.	66.67	33.33	0.00	0.00	0.00
4.The course had good balance between theory and application.	63.33	36.67	0.00	0.00	0.00



LPC-4 Language Across Curriculum					
	5	4	3	2	1
1.Course Content was good.	70.00	26.67	0.00	0.00	3.33
2.The course created learning value.	73.33	20.00	3.33	0.00	3.33
3.Study material were useful.	73.33	20.00	0.00	3.33	3.33
4.The course had good balance between theory and application.	76.67	16.67	3.33	0.00	3.33

LPC-3 Hindi Language					
	5	4	3	2	1
1.Course Content was good.	63.33	33.33	0.00	3.33	0.00
2.The course created learning value.	63.33	30.00	3.33	3.33	0.00
3.Study material were useful.	60.00	30.00	6.67	3.33	0.00
4.The course had good balance between theory and application.	56.67	36.67	3.33	3.33	0.00

SEM-4 Year 2021-2022

COS-1 Teacher & Learner in Society					
	5	4	3	2	1
1.Course Content was good.	71.43	28.57	0.00	0.00	0.00
2.The course created learning value.	76.19	19.05	2.38	2.38	0.00
3.Study material were useful.	71.43	26.19	2.38	0.00	0.00
4.The course had good balance between theory and application.	66.67	30.95	2.38	0.00	0.00

COS-2 Gender, School and Society					
	5	4	3	2	1
1.Course Content was good.	76.92	15.38	7.69	0.00	0.00
2.The course created learning value.	76.92	20.51	2.56	0.00	0.00
3.Study material were useful.	69.23	17.95	7.69	5.13	0.00
4.The course had good balance between theory and application.	74.36	20.51	5.13	0.00	0.00

PS_4 Advance Pedagogy					
	5	4	3	2	1
1.Course Content was good.	81.08	13.51	2.70	0.00	2.70
2.The course created learning value.	75.68	16.22	5.41	0.00	2.70
3.Study material were useful.	75.68	16.22	5.41	0.00	2.70
4.The course had good balance between theory and application.	75.68	16.22	5.41	0.00	2.70



LPC-5 Classical Sanskrit					
	5	4	3	2	1
1.Course Content was good.	77.50	20.00	0.00	2.50	0.00
2.The course created learning value.	77.50	20.00	2.50	0.00	0.00
3.Study material were useful.	87.50	12.50	0.00	0.00	0.00
4.The course had good balance between theory and application.	80.00	17.50	0.00	2.50	0.00

EPC-3 Environment Education					
	5	4	3	2	1
1.Course Content was good.	69.57	21.74	8.70	0.00	0.00
2.The course created learning value.	73.91	17.39	8.70	0.00	0.00
3.Study material were useful.	78.26	13.04	8.70	0.00	0.00
4.The course had good balance between theory and application.	73.91	17.39	8.70	0.00	0.00

EPC-3 Yoga Education					
	5	4	3	2	1
1.Course Content was good.	94.44	5.56	0.00	0.00	0.00
2.The course created learning value.	94.44	5.56	0.00	0.00	0.00
3.Study material were useful.	88.89	11.11	0.00	0.00	0.00
4.The course had good balance between theory and application.	94.44	5.56	0.00	0.00	0.00

EPC-4 Educational Statistics					
	5	4	3	2	1
1.Course Content was good.	95.00	5.00	0.00	0.00	0.00
2.The course created learning value.	95.00	5.00	0.00	0.00	0.00
3.Study material were useful.	90.00	10.00	0.00	0.00	0.00
4.The course had good balance between theory and application.	95.00	5.00	0.00	0.00	0.00

EPC-4 Guidance and Counselling					
	5	4	3	2	1
1.Course Content was good.	70.00	20.00	10.00	0.00	0.00
2.The course created learning value.	75.00	15.00	10.00	0.00	0.00
3.Study material were useful.	80.00	10.00	10.00	0.00	0.00
4.The course had good balance between theory and application.	80.00	10.00	10.00	0.00	0.00



A. G. Teachers College, Ahmedabad.
Student Feedback
Semester - 1

LS-1 Psychology of Learner						
	5	4	3	2	1	
1.Course Content was good.	85.00	12.50	2.50	0.00	0.00	0.00
2.The course created learning value.	85.00	7.50	7.50	0.00	0.00	0.00
3.Study material were useful.	82.50	15.00	2.50	0.00	0.00	0.00
4.The course had good balance between theory and application.	77.50	20.00	2.50	0.00	0.00	0.00

ES-1 Perspectives in Education						
	5	4	3	2	1	
1.Course Content was good.	85.00	10.00	5.00	0.00	0.00	0.00
2.The course created learning value.	85.00	15.00	0.00	0.00	0.00	0.00
3.Study material were useful.	87.50	12.50	0.00	0.00	0.00	0.00
4.The course had good balance between theory and application.	80.00	20.00	0.00	0.00	0.00	0.00

CUS-1 Curriculum Development Principles						
	5	4	3	2	1	
1.Course Content was good.	88.89	8.89	0.00	2.22	0.00	0.00
2.The course created learning value.	91.11	6.67	2.22	0.00	0.00	0.00
3.Study material were useful.	86.67	8.89	4.44	0.00	0.00	0.00
4.The course had good balance between theory and application.	86.67	8.89	4.44	0.00	0.00	0.00

LPC-1 Gujarati						
	5	4	3	2	1	
1.Course Content was good.	80.00	18.00	2.00	0.00	0.00	0.00
2.The course created learning value.	80.00	16.00	2.00	2.00	0.00	0.00
3.Study material were useful.	60.00	16.00	18.00	2.00	4.00	4.00
4.The course had good balance between theory and application.	70.00	22.00	4.00	0.00	4.00	4.00

PS-01 General Pedagogy (Maths, Science)						
	5	4	3	2	1	
1.Course Content was good.	78.57	21.43	0.00	0.00	0.00	0.00
2.The course created learning value.	57.14	42.86	0.00	0.00	0.00	0.00
3.Study material were useful.	50.00	35.71	14.29	0.00	0.00	0.00
4.The course had good balance between theory and application.	57.14	35.71	7.14	0.00	0.00	0.00



PS-02 General Pedagogy					
	5	4	3	2	1
1.Course Content was good.	96.67	3.33	0.00	0.00	0.00
2.The course created learning value.	96.67	3.33	0.00	0.00	0.00
3.Study material were useful.	96.67	3.33	0.00	0.00	0.00
4.The course had good balance between theory and application.	86.67	13.33	0.00	0.00	0.00

EPC-1 & 2 Art in Education and Reflective Reading					
	5	4	3	2	1
1.Course Content was good.	72.92	20.83	2.08	4.17	0.00
2.The course created learning value.	72.92	18.75	6.25	2.08	0.00
3.Study material were useful.	64.58	14.58	14.58	2.08	4.17
4.The course had good balance between theory and application.	72.92	18.75	4.17	2.08	2.08

Semester - 2

LS-2 Learning and Teaching					
	5	4	3	2	1
1.Course Content was good.	82.98	12.77	2.13	2.13	0.00
2.The course created learning value.	85.11	10.64	2.13	2.13	0.00
3.Study material were useful.	80.85	10.64	2.13	0.00	6.38
4.The course had good balance between theory and application.	76.60	17.02	2.13	4.26	0.00

ES-2 Developing the Self					
	5	4	3	2	1
1.Course Content was good.	90.91	9.09	0.00	0.00	0.00
2.The course created learning value.	93.18	6.82	0.00	0.00	0.00
3.Study material were useful.	84.09	15.91	0.00	0.00	0.00
4.The course had good balance between theory and application.	88.64	11.36	0.00	0.00	0.00

CUS-2 Knowledge and Curriculum					
	5	4	3	2	1
1.Course Content was good.	86.67	11.11	2.22	0.00	0.00
2.The course created learning value.	86.67	11.11	2.22	0.00	0.00
3.Study material were useful.	77.78	13.33	6.67	2.22	0.00
4.The course had good balance between theory and application.	82.22	15.56	2.22	0.00	0.00



LPC-2 (English)

1.Course Content was good.	5	4	3	2	1
2.The course created learning value.	78.00	16.00	4.00	0.00	2.00
3.Study material were useful.	80.00	16.00	2.00	0.00	2.00
4.The course had good balance between theory and application.	74.00	14.00	8.00	2.00	2.00
	78.00	10.00	8.00	2.00	2.00

Gujarati Method

1.Course Content was good	5	4	3	2	1
2.The course created learning value	87.50	12.50	0.00	0.00	0.00
3.Study material were useful	100.00	0.00	0.00	0.00	0.00
4.The course had good balance between theory and application	87.50	12.50	0.00	0.00	0.00
	100.00	0.00	0.00	0.00	0.00

English Method

1.Course Content was good	5	4	3	2	1
2.The course created learning value	100.00	0.00	0.00	0.00	0.00
3.Study material were useful	100.00	0.00	0.00	0.00	0.00
4.The course had good balance between theory and application	100.00	0.00	0.00	0.00	0.00

Maths Method

1.Course Content was good	5	4	3	2	1
2.The course created learning value	60.00	40.00	0.00	0.00	0.00
3.Study material were useful	66.67	33.33	0.00	0.00	0.00
4.The course had good balance between theory and application	40.00	33.33	20.00	0.00	6.67
	60.00	33.33	0.00	6.67	0.00

Science Method

1.Course Content was good	5	4	3	2	1
2.The course created learning value	71.43	28.57	0.00	0.00	0.00
3.Study material were useful	78.57	21.43	0.00	0.00	0.00
4.The course had good balance between theory and application	71.43	21.43	7.14	0.00	0.00
	71.43	28.57	0.00	0.00	0.00

Social Science Method

1.Course Content was good.	5	4	3	2	1
2.The course created learning value.	95.24	4.76	0.00	0.00	0.00
	100.00	0.00	0.00	0.00	0.00



3. Study material were useful.	100.00	0.00	0.00	0.00	0.00	0.00
4. The course had good balance between theory and application.	100.00	0.00	0.00	0.00	0.00	0.00
Account Method						
1. Course Content was good.	100.00	0.00	0.00	0.00	0.00	0.00
2. The course created learning value.	100.00	0.00	0.00	0.00	0.00	0.00
3. Study material were useful.	100.00	0.00	0.00	0.00	0.00	0.00
4. The course had good balance between theory and application.	100.00	0.00	0.00	0.00	0.00	0.00
OCM Method						
1. Course Content was good.	100.00	0.00	0.00	0.00	0.00	0.00
2. The course created learning value.	100.00	0.00	0.00	0.00	0.00	0.00
3. Study material were useful.	100.00	0.00	0.00	0.00	0.00	0.00
4. The course had good balance between theory and application.	100.00	0.00	0.00	0.00	0.00	0.00

Semester - 3

AE-1 Assessment of Learning						
	5	4	3	2	1	
1. Course Content was good.	88.57	8.57	2.86	0.00	0.00	0.00
2. The course created learning value.	91.43	5.71	2.86	0.00	0.00	0.00
3. Study material were useful.	82.86	14.29	2.86	0.00	0.00	0.00
4. The course had good balance between theory and application.	85.71	11.43	2.86	0.00	0.00	0.00

CUS-3 Inclusive Education						
	5	4	3	2	1	
1. Course Content was good.	91.18	2.94	2.94	0.00	2.94	
2. The course created learning value.	91.18	5.88	2.94	0.00	0.00	
3. Study material were useful.	88.24	8.82	2.94	0.00	0.00	
4. The course had good balance between theory and application.	88.24	8.82	2.94	0.00	0.00	



CUS-4 ICT In Curriculum

	5	4	3	2	1
1.Course Content was good.	79.07	20.93	0.00	0.00	0.00
2.The course created learning value.	76.74	20.93	2.33	0.00	0.00
3.Study material were useful.	76.74	20.93	2.33	0.00	0.00
4.The course had good balance between theory and application.	76.74	23.26	0.00	0.00	0.00

LPC-3 Hindi Language

	5	4	3	2	1
1.Course Content was good.	72.92	16.67	10.42	0.00	0.00
2.The course created learning value.	75.00	14.58	6.25	4.17	0.00
3.Study material were useful.	72.92	18.75	8.33	0.00	0.00
4.The course had good balance between theory and application.	72.92	20.83	6.25	0.00	0.00

LPC-4 Language Across Curriculum

	5	4	3	2	1
1.Course Content was good.	80.43	6.52	13.04	0.00	0.00
2.The course created learning value.	80.43	10.87	8.70	0.00	0.00
3.Study material were useful.	76.09	15.22	8.70	0.00	0.00
4.The course had good balance between theory and application.	82.61	13.04	4.35	0.00	0.00

Semester - 4

COS-1 : Teacher & Learner in Society

	5	4	3	2	1
1.Course Content was good.	83.87	12.90	3.23	0.00	0.00
2.The course created learning value.	80.65	16.13	3.23	0.00	0.00
3.Study material were useful.	83.87	12.90	3.23	0.00	0.00
4.The course had good balance between theory and application.	83.87	12.90	3.23	0.00	0.00

COS-2 : Gender, School & Society

	5	4	3	2	1
1.Course Content was good.	88.64	9.09	2.27	0.00	0.00
2.The course created learning value.	88.64	11.36	0.00	0.00	0.00
3.Study material were useful.	93.18	6.82	0.00	0.00	0.00
4.The course had good balance between theory and application.	88.64	11.36	0.00	0.00	0.00



PS-4 : Advanced Pedagogy						
	5	4	3	2	1	
1.Course Content was good.	77.08	18.75	4.17	0.00	0.00	0.00
2. The course created learning value.	77.08	14.58	8.33	0.00	0.00	0.00
3.Study material were useful.	79.17	16.67	4.17	0.00	0.00	0.00
4. The course had good balance between theory and application.	75.00	20.83	2.08	2.08	0.00	0.00

EPC-3 Yoga in Education						
	5	4	3	2	1	
1.Course Content was good.	88.24	5.88	5.88	0.00	0.00	0.00
2. The course created learning value.	88.24	5.88	5.88	0.00	0.00	0.00
3.Study material were useful.	76.47	17.65	0.00	0.00	0.00	5.88
4. The course had good balance between theory and application.	82.35	11.76	5.88	0.00	0.00	0.00

EPC-3 Environmental Education						
	5	4	3	2	1	
1.Course Content was good.	77.78	18.52	3.70	0.00	0.00	0.00
2. The course created learning value.	81.48	14.81	3.70	0.00	0.00	0.00
3.Study material were useful.	77.78	18.52	3.70	0.00	0.00	0.00
4. The course had good balance between theory and application.	88.89	11.11	0.00	0.00	0.00	0.00

EPC-4 Educational Statistics						
	5	4	3	2	1	
1.Course Content was good.	85.71	9.52	0.00	0.00	4.76	
2. The course created learning value.	90.48	9.52	0.00	0.00	0.00	
3.Study material were useful.	90.48	9.52	0.00	0.00	0.00	
4. The course had good balance between theory and application.	90.48	9.52	0.00	0.00	0.00	

EPC-4 Guidance and Counselling						
	5	4	3	2	1	
1.Course Content was good.	100.00	0.00	0.00	0.00	0.00	
2. The course created learning value.	96.55	3.45	0.00	0.00	0.00	
3.Study material were useful.	93.10	6.90	0.00	0.00	0.00	
4. The course had good balance between theory and application.	96.55	3.45	0.00	0.00	0.00	




 I/C Principal
 A. G. TEACHERS COLLEGE, CTE,
 AHMEDABAD